



Android Enterprise Enrolment Guide

OS Version: 10 | Workspace ONE | Intelligent Hub: 20.08.0.23 | Example Device: Samsung Galaxy A30

Note: This device guide is based on the above listed device and operating system version, steps may differ for different device or operating system versions.
Refer to support.mobile-mentor.com for detailed support articles.

The enrolment process will take approximately between 15 to 45 minutes


Prerequisites

- Email Address:** This is your company email address
- Network Credentials:** This is your network username and password used to log into internal corporate systems.
- Connectivity:** You will need an active 3G/4G or Wi-Fi connection
- Battery:** Ensure your device has been charged and has at least 50% of battery remaining to complete the enrolment



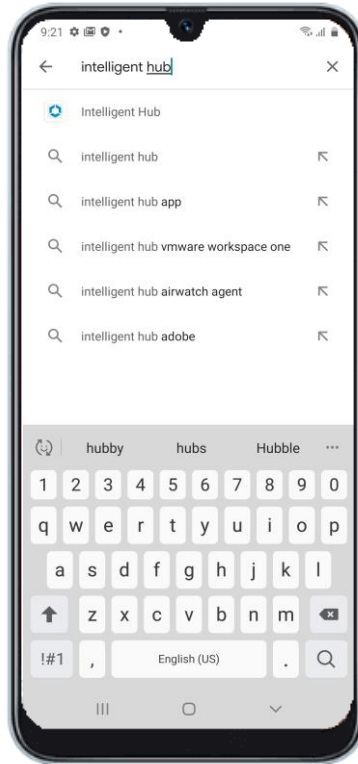
Step 1

Open the **Play Store** app



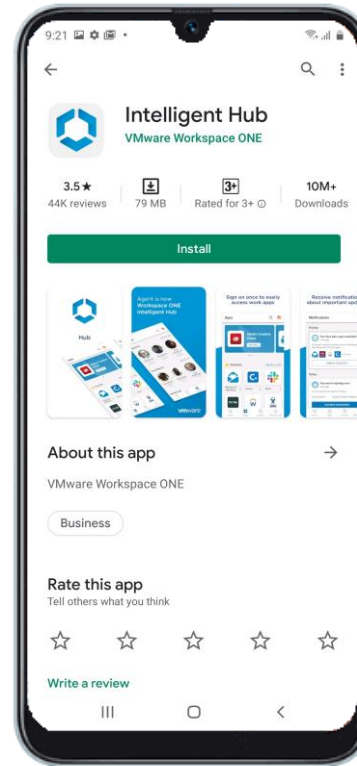
Step 2

Select the search bar at the top of the screen



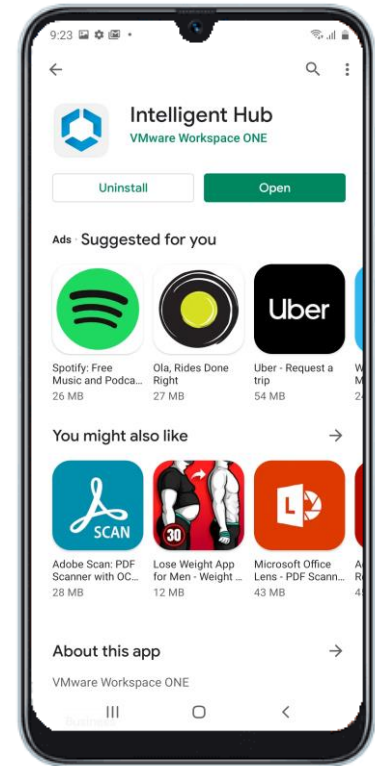
Step 3

Enter **Intelligent Hub** and select it from the dropdown list



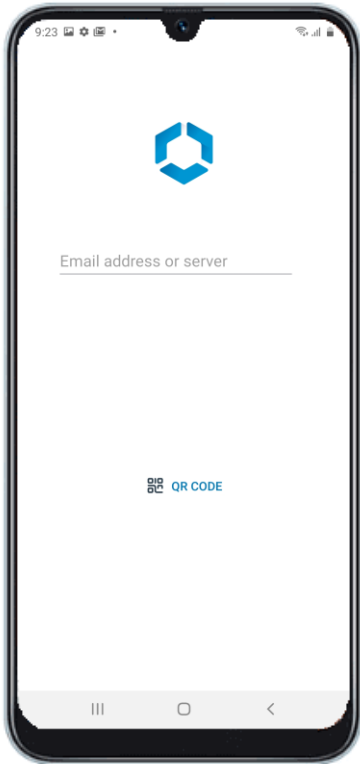
Step 4

Select **Install**



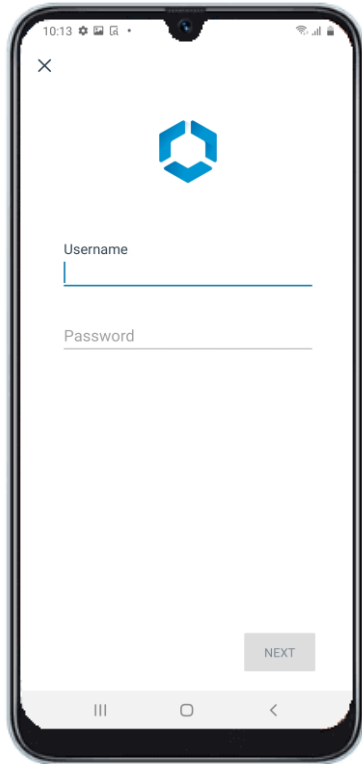
Step 5

Select **Open**



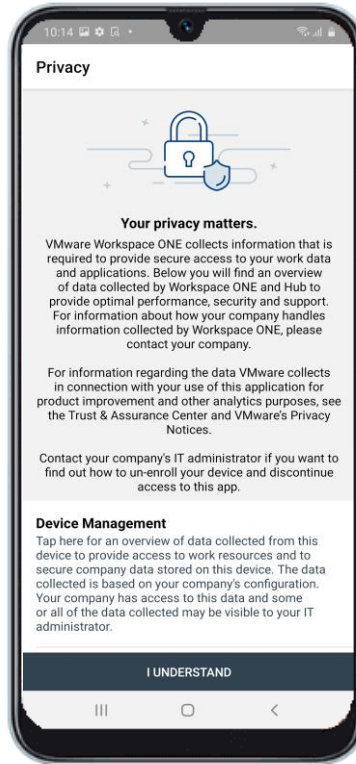
Step 6

Enter your company email address then select **Next**



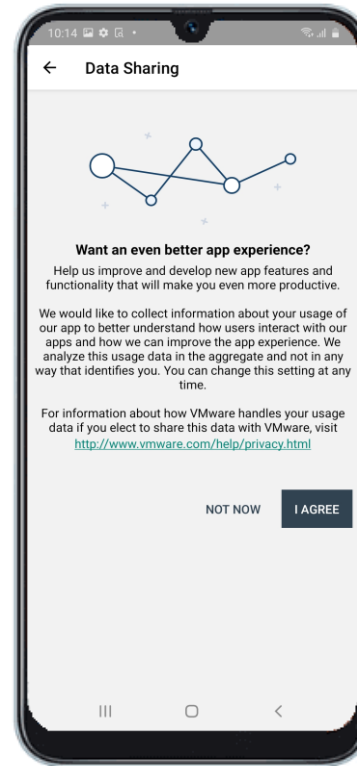
Step 7

Enter your company username and password then select **NEXT**



Step 8

Select **I UNDERSTAND**



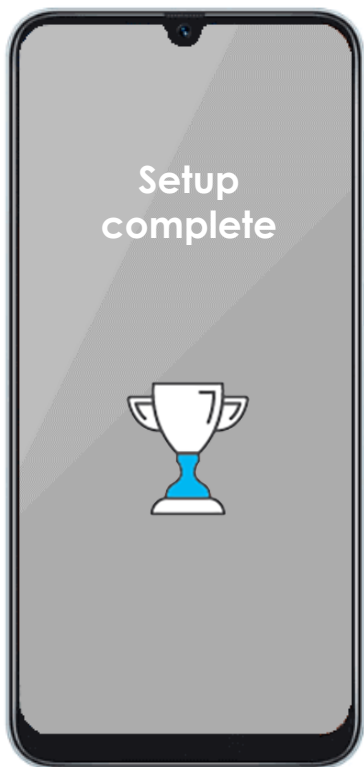
Step 9

Select **I AGREE**



Step 10

Select **Agree**



Completed!

If you require further support,
please contact
support@mobile-mentor.com